



Beulah Junior School Newsletter

Tuesday 30th April 2024



Dear Parents and Carers,

As usual, it has been a busy start to the term and it has been a rather wet one so far. After this week, only three more weeks to go and they are bound to fly by!


At the end of last term, it was great to see so many of you at our parents' and carers' evenings. If you were unable to attend, it is never too late to make an appointment to speak to your child's class teacher. This can be done via ClassDojo, by calling the office (0208 653 4921) or by emailing the school office (office@beulah-jun.croydon.sch.uk).

As always, we are very open to suggestions about anything else you would like us to pop into the newsletter. Please feel free to contact the office with your ideas: office@beulah-jun.croydon.sch.uk.

Wishing you a wonderful break and I look forward to seeing you all in the summer term.

Mrs B Warwick

PTA



Join us for our very first meeting on Wednesday 15th May at 3.15pm. Come and share your ideas and find out how you can support our school. If you care interested in joining but can't make this date, please contact the school office.

REMINDER: P.E. Kits

As you are all aware, children wear their PE kits to school on the days when they have PE. Here is a reminder about what the children should wear for this:

Plain black shorts / jogging bottoms / leggings

Plain black or white t-shirt



School red jumper or cardigan

Plain black plimsolls or plain black trainers



All items must be plain, except for the school jumper or cardigan which can have the school logo.

Key Dates and Events

Monday 13th -Thursday 16th May	Year 6 SATs Week
Wednesday 15th May	Beulah Junior School PTA Meeting 3.15pm - 3.45pm
Friday 24th May	School breaks up for the half term holiday Usual finish time of 3.15 pm
Monday 3rd June	First day back for the second half of the Summer Term As usual, gates open at 8.35 am and close at 8.45 am
Wednesday 12th June	Beulah Junior School Sports Day More details to follow.

STREETS SAFE: HELPING TO MAKE THE STREETS SAFER FOR EVERYONE

FIND OUT MORE AT
WWW.POLICE.UK/STREETS SAFE



Home Office

In partnership with



METROPOLITAN
POLICE

STREETSAFE

The StreetSafe website www.police.uk/streetsafe allows anyone to record areas where they don't feel safe. This will help police and partner agencies make the streets safer for everyone, particularly women and girls.

You may have felt unsafe due to environmental factors like lack of street lighting, abandoned buildings, vandalism or perhaps you've been followed or verbally abused.

Your information could help police and partner agencies to pinpoint problem areas and make changes which could include installing CCTV, street-lighting or introducing night-time patrols.

Please note: 'StreetSafe' is not for reporting crime or incidents.

To report a crime, please visit www.met.police.uk or dial 101.
In an emergency, always dial 999.

Led by
local
artists

Have your say about your Croydon Town Centre at free community workshops

Croydon Urban Room, Units 161-162, Whitgift Centre, Croydon CR01UQ

Free booking:

www.croydonurbanroom.com/whats-on

Open to All

'Croydon's Future Spaces' Exhibition

At Croydon Urban Room

Open Tue-Sat 10am-5pm

Thu 18th April - Sat 25th May

An interactive display which offers visitors the opportunity to test and shape the vision for their Town Centre.

Roots and Routes - Setting the Scene in Croydon

Led by Lina Ivanova

Sat 27th April 11-3pm

Combine photography, AI and ceramics to test out ideas to improve Croydon's built environment, focusing on how we navigate through the town centre to our green spaces.

Young People

Truth Be Told: Building Our Croydon

Led by Melody Akanji

Fri 3rd May 4-6pm

Join us for a workshop all about giving the young people of Croydon the tools and platform to shape the future of our town centre.

Please Dream Responsibly - a Croydon reimagining

Led by RESOLVE Collective

Sat 4th May 11 - 3pm

Are you a Croydon local aged 14-21? Ever dreamed about changing Croydon town centre for the better? Join us for a workshop using content creation to turn dreams into plans for reality.

This consultation series is supporting the Croydon Town Centre Regeneration Strategy currently being prepared by the council.

CROYDON
www.croydon.gov.uk

SUPPORTED BY
MAYOR OF LONDON

Our Assembly Themes and Core Values this Month

Wk 1 - 15.4.24

Ramadan and Eid Al-Fitr



During our first assembly this term, we looked back at how our Muslim children and families had spent their time during Ramadan and how they celebrated Eid Al-Fitr. We learnt more about the fasting period and how it is believed to provide focus. Several of our children were then able to talk about how the special events that took place during Eid Al-Fitr.

Our core value this week was **ENJOYMENT**.

Wk 2 - 22.4.24

Earth Day



Our main focus for this week's assembly was Earth Day, an international event held on 22nd April. It's aim is to raise awareness for our planet and the environmental challenges it faces.

We also celebrated the winners of our latest competition on Times Table Rock Star - Battle of the Bands!

Our winners for the very successful Beulah Bake Off were also announced!

Our core value this week was **UNITY**.

Wk 3 - 29.4.24

What is wellbeing?

Looking after our wellbeing is feeling finding ways to feel good and function well

There are **5** main ways we can help ourselves to have good wellbeing...

<https://wellbeingway.co.uk/>



It's not always easy, and we each find some things harder to do than others

For example you might get very shy around new people but love running or cycling...



Our core value this week was **SUCCESS**.

But the more we practise connecting, being active, taking notice, learning and giving the happier we can be.

In our assembly this week, we launched the 5 ways to help us all look after our well-being. Here's a link to all of the resources which have been created to help is this:

www.wellbeingway.co.uk

On Wednesday this week, we'll be joining several schools across Croydon to help our children discover the different many ways to promote well-being.



Schools Link Message

'Tapjacking' - Scam

Tapjacking literally means **someone hijacking what a user taps on his smartphone.**

This bizarrely named scam will trick you into clicking and performing actions on your phone or device without even realising it.

It works by showing you an overlay, which you think is clickable - but it's not. It's just a false screen designed to obscure the thing you're actually clicking on.

For example, you may think you're playing a skill-based mobile game, but the gaming elements on screen are just a cover. Far from earning points in the game, your clicks are actually being applied to an invisible screen beneath, where you're unwittingly making in-app purchases or being signed up to a rolling monthly subscription.

To minimise the risk of falling victim to these scams, only install apps from reputable app stores such as App Store or Google Play Store, and read user reviews before downloading.



Google Play



Children may be persuaded to download apps whilst on websites, via pop-ups or during their games. Ensure they know how to download safe apps from legitimate stores and that your financial details are secure.


If you do find unknown charges on your account, speak to your bank in the first instance to ensure no further charges can be made.

Compiled by Croydon Trading Standards

CROYDON
www.croydon.gov.uk


Flooded

As part of our work on Book Week, the whole school looked at a book called 'Flooded' by Mariago Ilustrajo. It was very exciting as we walked into the assembly hall to find that the hall was flooded on Monday morning and saw that all the adults were dressed and prepared for wet weather even though it had been a bright, sunny morning. We predicted what we thought was happening and then read some of the story together as a whole school before using it in our English Lessons.



Year 3 RE - What happens if we do wrong?

Over the Spring half term, Year 3 were studying how different religions view wrongdoing, repentance and forgiveness. We looked at Christianity, Islam and Hinduism. For our final lesson, the children played a board game to deepen their understanding of the Hindu worldview. At the end of each life, they could choose a karma card which moved them forwards or backwards in their next life.



Year 3 Art - 3D Sculpture

In the second spring term, Year 3 looked at sculpture. We learned about some artists and their abstract sculptures, such as Anthony Caro. Working in groups, the children created large scale **abstract** sculptures using cardboard and a variety of skills such as folding, balancing and rolling. They had to investigate the best way to join the materials.



Year 3 Events - Easter Egg Hunt

Year 3 loved hunting down the Easter Eggs in the playground. A special thanks to Mrs. Dent who organised it all.



Year 3 Geography - Volcanic Eruptions

So many Year 3 pupils made amazing volcanoes for homework. We set them up in a Ring of Fire and watched them erupt.







Year 3 - REDSTART

REDSTART is a charity for primary school children which delivers financial education through progressive learning. This term, Year 3 are learning about how to handle our money for things we want vs. things we need. We played the Money Motions boardgame, acted out some scenarios and considered different people's emotions and attitudes towards money.



Year 4 - D.T Day - Slingshot Cars

Before the Easter break, Year 4 held their D.T day. We researched, designed and built our own slingshot cars. During our research, we looked at how different cars are designed for practical purposes and for speed and entertainment. When designing, we looked at rally cars and created our own graphics to represent our teams.




Year 5 - Easter Egg Hunt

Before the Easter Holidays, Mrs Pommills and Ms Stacey hid some Easter Eggs around the playground for us—we had lots of fun searching for them and then swapping them for some Easter treats.




Year 5 - Art

In Art, we have been learning about portraits and thinking about how we would represent ourselves in portraits. We started off by creating portrait poems, using different media and then completing a mixed media portrait at the end of the unit. Here are some examples of our work.



Year 5 - English Hook Lesson

On the first day back after the Easter holidays, we were asked to collect data about each other and record it. We then had a debate about whether or not data should be collected on people and how it should be used, stored and shared. We then began reading out new text, Robot Girl by Malorie Blackman, and found out that the main character's data had been used by her dad to create a robot.




Year 5 - Hampton Court Palace

We are all enjoying learning about the Tudors in History and really enjoyed our visit to Hampton Court Palace where we had the opportunity to learn more about how Henry VIII lived and also to learn about other people who lived and worked in the palace at this time. Here are some photos from our trip.



Year 6 - National Art Gallery



In Art, we asked the children to study the famous 'The Scream' painting by Edvard Munch and focus on the expression created. The children then practise their (silent!) screams, thinking about what would make them scream and practising their pose. From there they chose up to four famous paintings to recreate individually or in groups using tablets. To help consolidate their learning and study other famous portraits, Year 6 took a trip to the National Art Gallery in Trafalgar Square.





Year 6 - National Art Gallery



Year 6 - Science: Energy– Circuits, Batteries and Switches Experiment

In Science, The children had to draw out the components in a circuit diagram, add a prediction for whether they think the circuit would work and build and test it so they can record the outcome. Then, the children had to construct a circuit with one cell and one bulb to test if the equipment works, then take it apart, ready to begin. They had to justify why a circuit has or has not worked. Next, they had to record at least one circuit that has worked and one that has not. Finally, the children feedback about what is needed to make a circuit work and any other observations they made. In pairs, they shared positives about their partner’s circuit diagrams by looking for correct circuit symbols, using a pencil and ruler or making the overall shape rectangular.



Class P.E. Days

Here is a reminder of the PE days for each class

Yr 3 Venus: Tuesday and Thursday

Yr 3 Pluto: Wednesday and Thursday

Yr 4 Saturn: Tuesday and Thursday

Yr 4 Cosmos: Tuesday and Thursday

Yr 5 Neptune: Monday and Wednesday

Yr 5 Mercury: Monday and Wednesday

Yr 6 Milky Way: Tuesday and Wednesday

Yr 6 Supernova: Tuesday and Wednesday

P.E. Kits

As you are all aware, children will now wear their **PE kits to school** on the days when they have PE. Here is a reminder about what the children should wear for this:

Plain black shorts / jogging bottoms / leggings



Plain black or white t-shirt School red jumper or cardigan



Plain black plimsolls or plain black trainers



School Trip lunches

As all children are entitled to a free school meal we will be providing a free packed lunch for school trips. Details will be on trip letters with how this can be ordered.

Children are more than welcome to still bring their own packed lunch from home.

Attendance and Punctuality



Gates **open at 8.35am and close at 8.45am**. After this time, children will need to be brought into school via the main office.

All children arriving once the school gate is locked **MUST** enter the school via the school office.

Parents will be asked to give a reason for their lateness.

At **8:55am**, the school registers are closed, any children arriving in the class room after this time will be marked as late in the class register (**L**).

At **9:25am**, any children arriving in the school office after this time will be marked as late and **unauthorised** in the class register (**U**).

The **end of the school day, 3.15pm**, remains the same and we appreciate your support in collecting the children on time. Children not collected by 3.25pm will be taken to the school office for collection.

Morning Break Snacks

Please ensure you are not sending your children into school with any sweets, crisps, biscuits, chocolate or energy drinks.



We are promoting healthy eating and to support this have limited the morning snacks to fruit, yoghurt, cheese snacks and **nut free** cereal bars. **If your child brings the wrong type of snack to school, you will receive a reminder text about this.**

